



WINTER HELPERS

A SALT SMART COMIC

LOOKS LIKE A LOT OF SNOW!



DON'T WORRY - WE CAN HELP!



USE A BROOM FOR LIGHT, FLUFFY SNOW.



HEAVY SNOW? USE A SHOVEL OR SNOWBLOWER.



USE A SCRAPER ON ICY PATCHES AND TIRE RUTS.



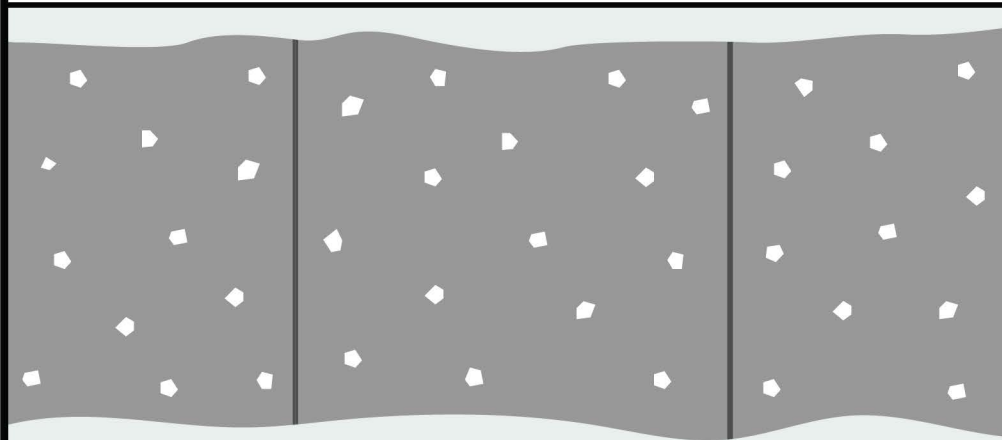
AFTER SHOVELING OR SCRAPING, YOU MAY NEED TO USE SALT FOR DIFFICULT ICY PATCHES. ONLY USE SALT WHERE YOU NEED IT.



A 12 OZ CUP OR MUG FULL OF SALT IS ENOUGH TO MELT ICE ON 10 SIDEWALK SQUARES OR A 20 FOOT DRIVEWAY.




WOW! THAT'S NOT A LOT. A LITTLE SALT GOES A LONG WAY.




SALT SHOULD BE SCATTERED WITH SPACE BETWEEN GRAINS.

SWEEP UP EXTRA SALT AFTER THE STORM TO USE NEXT TIME.




WITH THESE WINTER HELPERS, YOU CAN STAY SAFE...



...AND MINIMIZE WATER POLLUTION FROM EXCESS SALT USE!

THANK YOU FOR BEING SALT SMART!



VISIT SALTSMART.ORG TO LEARN MORE

